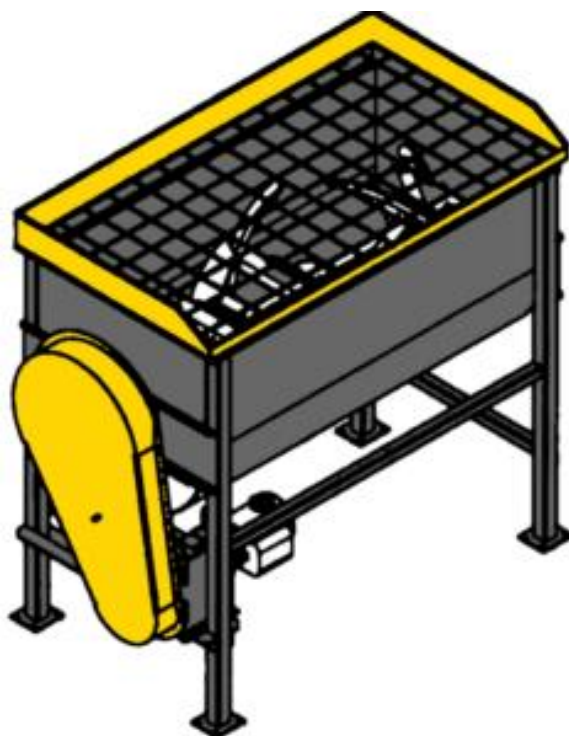
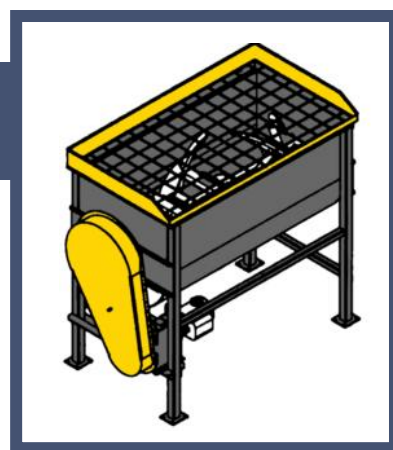


3403A

3/4 Yard Batch Mixer

Product Info



PRODUCT NAME

3/4 Yard Batch Mixer

MODEL NUMBER

3403A

CATEGORY

Media Mixing / Batch Mixers

PRODUCT OVERVIEW

3/4 Yard Batch Mixer Model: The small capacity 3/4 Yard Mixer with 1 1/2 HP motor is perfect for small, controlled batch mixing. With a fixed 10 GA thick plate steel barrel, it is ideal for media of all types. The unit comes standard with a center discharge easy open gate. Custom options include foot pedal control, bag/chute outlet, caster and wheel mobility, and different power configurations.

APPLICATION

STILT.PRO Mixing Equipment offers rapid, complete and uniform mixing of your soil media. Our mixer capacities range from a small 3/4 yard mixer to our large 4-yard mixer. Each utilizes a custom paddle auger design, which gently lifts and blends your media.

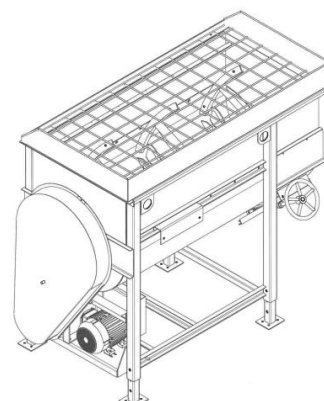
KEY FEATURES

- Paddle auger design that gently lifts and blends soil material
- Water spray pipes to moisten mix
- Standard safety grate with splash guard for employee protection
- Heavy duty construction for years of service

☒ 1 Year Limited Warranty



Service/Parts through STILT.PRO



QUICK GUIDE

Mixers operate by loading your ingredients into the machine through the top grate. Turn on and let the batch mix for a few minutes. Then open the outlet or slide gate to allow material to be released.

- Determine capacity by how often you want to mix product.
- Overmixing can damage product, so make sure you can clear the mixer when batch is complete.
- Add water to reduce dust and prepare the media for plants.
- Conveyors can be used to lift material into other equipment.



TECHNICAL DATA SPECIFICATION

Performance

| | |
|-----------------|------------------------|
| Hopper Capacity | 3/4 Cubic Yard |
| Motor Size | 1.5 HP |
| Production Rate | 3-4 Cubic Yards / Hour |
| Tank Thickness | 10 Gauge (.1345") |

Power Requirements

| | |
|-----------------------------|--|
| Phase / Voltage / Frequency | Single Phase / 115V & 208-240V / 60 HZ |
| Amperage | 18A & 7-9A |

Available Attachments, Accessories, and Options

| | |
|-------------------------|---|
| Tank Options | Standard Only |
| Motor Size and Power | Standard Only |
| Portability | Pneumatic Tires, Casters |
| Operator Customizations | Foot Pedal, Chute/Bag Filler, Assisted Lift Cover |

Size and Weight

| | |
|------------|--------------------|
| Dimensions | 64"L x 32"W x 57"H |
| Weight | 590 LBS |

Please reach out to us to learn more about options and to help you decide which piece of equipment is right for your application. Additional options may be available that are not listed here and specifications above are subject to change.



www.stilt.pro

AFFORDABLE & EASY-TO-USE EQUIPMENT

261 Quality Drive, Thomson, GA 30824 [f](#) [in](#) [ig](#) [YouTube](#)

CONTACT US TO PLACE AN ORDER TODAY!

(706) 208-4807 | sales@stilt.pro

A03844 RevB